



CITY OF LAUREL, MARYLAND

ORDINANCE NO. 2039

AN ORDINANCE AMENDING THE GENERAL OPERATING BUDGET AND CAPITAL IMPROVEMENT PROGRAM OF THE MAYOR AND CITY COUNCIL OF LAUREL, MARYLAND, FOR THE FISCAL YEAR JULY 1, 2024 THROUGH JUNE 30, 2025 AND TO PROVIDE AN EFFECTIVE DATE

Sponsored by the City Council President at the request of the Administration.

WHEREAS, the FY2025 General Operating Budget and Capital Improvement Program (CIP) was adopted on May 28, 2024 through Ordinance No. 2026, and subsequently amended through Ordinance No. 2029, Ordinance No. 2031, Ordinance No. 2035, and Ordinance No. 2036, and

WHEREAS, Charter Resolution No. 180 was approved on January 27, 2025 with an effective date of March 18, 2025 dissolving the Department of Community Resources and Emergency Management; and creating the Department of Emergency Management and the Department of Human Services, and

WHEREAS, the adopted FY2025 General Operating Budget department references shall be revised to reflect the changes due to the approval of Charter Resolution No. 180, and

WHEREAS, a transfer shall be made of available CIP street project funds for the purpose of funding other street projects, and

WHEREAS, additional funding is needed for the Council Chambers broadcast equipment, and

WHEREAS, certain corrections are needed to the Employee Training and Tuition budgets, and

WHEREAS, the Mayor and City Council of Laurel, Maryland are required to amend the FY2025 General Operating Budget and CIP to reflect these changes.

NOW, THEREFORE, BE IT ENACTED AND ORDAINED, by the Mayor and City Council of Laurel, Maryland that the General Operating Budget and CIP for the Fiscal Year July 1, 2024 through June 30, 2025 is hereby amended.

GENERAL OPERATING BUDGET

<u>REVENUES</u>	AMENDED ORD2036	CHANGE	AMENDED ORD2039
<u>REVENUE SUB-CATEGORY</u>			
4010 - R/E TAX REVENUE	\$27,384,119		\$27,384,119
4030 - PERSONAL PROP TAX	1,385,868		1,385,868
4040 - PERSONAL PROP-INT/PENTALTY	40,000		40,000
4050 - LOCAL TAXES	4,650,000		4,650,000
4060 - OTHER LOCAL TAXES	2,047,576		2,047,576
4110 - LICENSES	734,850		734,850
4130 - PERMITS	505,445		505,445
4210 - FEDERAL GRANTS	162,980		162,980
4230 - STATE GRANTS	737,825		737,825
4250 - COUNTY GRANTS	386,642		386,642
4310 - GENERAL GOV'T SERVICE CH	169,797		169,797
4340 - SANITATION SERVICE CHGS	176,000		176,000
4350 - SERVICE CHARGE-HEALTH	10,000		10,000
4370 - FACILITY RENTALS	163,890		163,890
4411 - SWIMMING POOL FEES	124,510		124,510
4413 - RECREATION PROGRAM FEES	82,500		82,500
4415 - P&R ACTIVITY FEES	89,800		89,800
4417 - P&R CONCESSION FEES	22,000		22,000
4430 - SENIOR PROGRAM FEES	15,300		15,300
4620 - POLICE FINES	2,780,600		2,780,600
4630 - CODE ENFORCEMENT FINES	3,250		3,250
4710 - INVESTMENT INTEREST	117,000		117,000
4720 - RENTAL INCOME	18,963		18,963
4730 - CONTRIBUTIONS/DONATIONS	600		600
4740 - SALE OF PROPERTY	14,500		14,500
4750 - MISC REFUNDS AND REBATES	86,780		86,780
4761 - POLICE ACCT RECEIPTS	45,000		45,000
4790 - OTHER MISC REVENUES	453,203		453,203
4840 - FUND TRANSFER	1,188,247		1,188,247
TOTAL REVENUE	\$43,597,245	\$0	\$43,597,245

<u>EXPENDITURES</u>	AMENDED ORD2036	CHANGE	AMENDED ORD2039
<u>DEPARTMENT</u>			
201 - CITY COUNCIL	\$122,513		\$122,513
205 - CLERK TO THE COUNCIL	243,333		243,333
210 - MAYOR	649,079		649,079
215 - CITY ADMINISTRATOR	679,268		679,268
220 - ELECTIONS	17,445		17,445
225 - BUDGET & PERSONNEL SVCS	1,230,403		1,230,403
235 - COMMUNICATIONS	701,304		701,304
240 - ECONOMIC & COMMUNITY DEV	1,032,943		1,032,943
244 - SUSTAINABILITY PROGRAMS	62,532		62,532
250 - INFORMATION TECHNOLOGY	2,860,863		2,860,863

Underlining indicates new language added.

~~Strikethroughs indicate language deleted.~~

* * * Asterisks indicate intervening language and section unchanged.

270 - COMMUNITY PROMOTION	184,287		184,287
280 - GROUNDS MAINTENANCE	945,518		945,518
281 - JOSEPH R. ROBISON - LAUREL MUNICIPAL CENTER	177,616		177,616
284 - PUBLIC WORKS FACILITY	128,126		128,126
285 - ROBERT J. DIPIETRO COMMUNITY CENTER	168,869		168,869
286 - ARMORY COMMUNITY CENTER	104,561		104,561
287 - LAUREL MUSEUM	13,000		13,000
288 - GUDE LAKEHOUSE	31,000		31,000
289 - MAIN ST. POOL MAINTENANC	82,670		82,670
290 - LPD FACILITY	312,121		312,121
291 - GREENVIEW DR REC COMPLEX	47,180		47,180
292 - P&R MAINTENANCE FACILITY	47,750		47,750
293 - GUDE HOUSE	73,841		73,841
294 - CRAIG A. MOE LAUREL MULITSERVICE CENTER	262,371		262,371
301 - POLICE	13,069,424		13,069,424
320 - FIRE MARSHAL & PERMIT SV	861,358		861,358
<u>325 - DEPARTMENT OF EMERGENCY MGT</u>	702,952		702,952
<u>326 - DEPT OF HUMAN SERVICES - CRAIG A. MOE LMSC - PROGRAMS</u>	563,417		563,417
401 - PUBLIC WORKS ADMIN	691,207		691,207
410 - AUTOMOTIVE MAINTENANCE	1,180,819		1,180,819
415 - WASTE COLLECTION	1,196,135		1,196,135
420 - RECYCLING	353,009		353,009
425 - HIGHWAYS & STREETS MAINT	1,272,735		1,272,735
430 - SNOW REMOVAL	198,155		198,155
435 - STREET LIGHTING	268,970		268,970
440 - ENGINEERING&TECH SERVICES	253,898		253,898
445 - TRAFFIC ENGINEERING	156,637		156,637
450 - TREE MANAGEMENT	99,781		99,781
501 - PARKS & RECREATION ADMIN	877,205		877,205
505 - RECREATION	525,256		525,256
510 - MAIN ST POOL PROGRAMS	287,053		287,053
515 - ROBERT J. DIPIETRO COMMUNITY CENTER	328,708		328,708
520 - GREENVIEW DR PROGRAMS	129,133		129,133
525 - ARMORY COMMUNITY CTR PROG	214,021		214,021
<u>530 - DEPT OF HUMAN SERVICES - LAUREL HELPING HANDS</u>	256,996		256,996
535 - GUDE LAKEHOUSE PROGRAMS	25,598		25,598
550 - SENIOR SERVICES	275,021		275,021
650 - PRINCIPAL	1,595,527		1,595,527
651 - INTEREST	81,438		81,438
652 - RETIREMENT	2,369,530		2,369,530
654 - PROPERTY INSURANCE	526,251		526,251
655 - BONDING INSURANCE	27,000		27,000
656 - EMPLOYEE INSURANCE	4,018,467		4,018,467
657 - OTHER MISC FINANCING USES	511,789		511,789
658 - SPECIAL TAXING DISTRICT	-0-		200,000
810 - EMPLOYEE TRAINING	194,591	(7,500)	187,091
820 - EMPLOYEE TUITION	6,571	7,500	14,071
TOTAL EXPENDITURES	\$43,597,245		\$43,597,245

Underlining indicates new language added.

~~Strikethroughs indicate language deleted.~~

* * * Asterisks indicate intervening language and section unchanged.

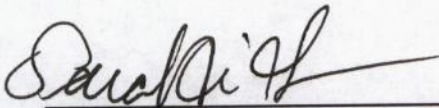
CAPITAL IMPROVEMENT PROGRAM

PROJECT	AMENDED ORD2035	CHANGES	AMENDED ORD2039
ALL OTHER PROJECTS	\$28,903,139		\$28,903,139
MORTON PLACE	28,010	55,000	83,010
STANLEY PLACE	33,305	115,000	148,305
EIGHTH STREET	214,930	100,000	314,930
LITTLE MONTGOMERY ST	51,100	6,454	57,554
CARROLL AVE	425,000	(178,289)	246,711
PARK AVE	247,100	(151,456)	95,644
CAMBRIDGE CIRCLE	285,500	(170,073)	115,427
SIDEWALKS	110,799	136,239	247,038
CURB AND GUTTER	65,727	87,125	152,852
COUNCIL CHAMBERS	330,000	15,000	345,000
TOTAL CIP	\$30,694,610	\$15,000	\$30,709,610


AND, BE IT FURTHER ENACTED AND ORDAINED, that this Ordinance shall take effect on the date of its passage.

PASSED this 24th day of March, 2025.

ATTEST:




SARA A. GREEN, CPM, MMC
City Clerk



JEFFREY W. MILLS
President Pro-Tem

APPROVED this 24th day of March, 2025.



KEITH R. SYDNOR
Mayor

Underlining indicates new language added.

~~Strikethroughs indicate language deleted.~~

* * * Asterisks indicate intervening language and section unchanged.